

SOVEREIGN S2K 2000

4A St Luke's Avenue, Maidstone, Kent. ME14 5AL Tel/Fax: +44 (0)1622 669853 Web: www.sovereign2000.uk.com

Dear Customer,

Thank you for purchasing an S2K product. If you have any problems or require further information on this or any other products in the S2K range, please contact us by any of the means listed above.

PLEASE READ CAREFULLY.

SAFETY FIRST!

When cleaning up resin parts a certain amount of dust will be created. Resin dust can be harmful so we recommend the use of a dust mask while performing this task. Think also of those around you by finding a suitable area for the job. Take similar precautions with any other substances such as adhesives and paints etc. Your kit will contain a number of small parts, which may be easily swallowed so keep these out of reach of small children and or animals.

BEFORE YOU BEGIN.

Before assembly, gently wash all resin parts in warm (not hot) soapy water to remove any mould release agent, which may affect paints. Do not attempt to remove casting blocks from resin parts by snapping as this can often damage the part. For this task we recommend the use of a razor saw or similar tool. For best results use cyanoacrylate (super glue) for assembly. Two part epoxy glues may be of use for attaching larger parts.

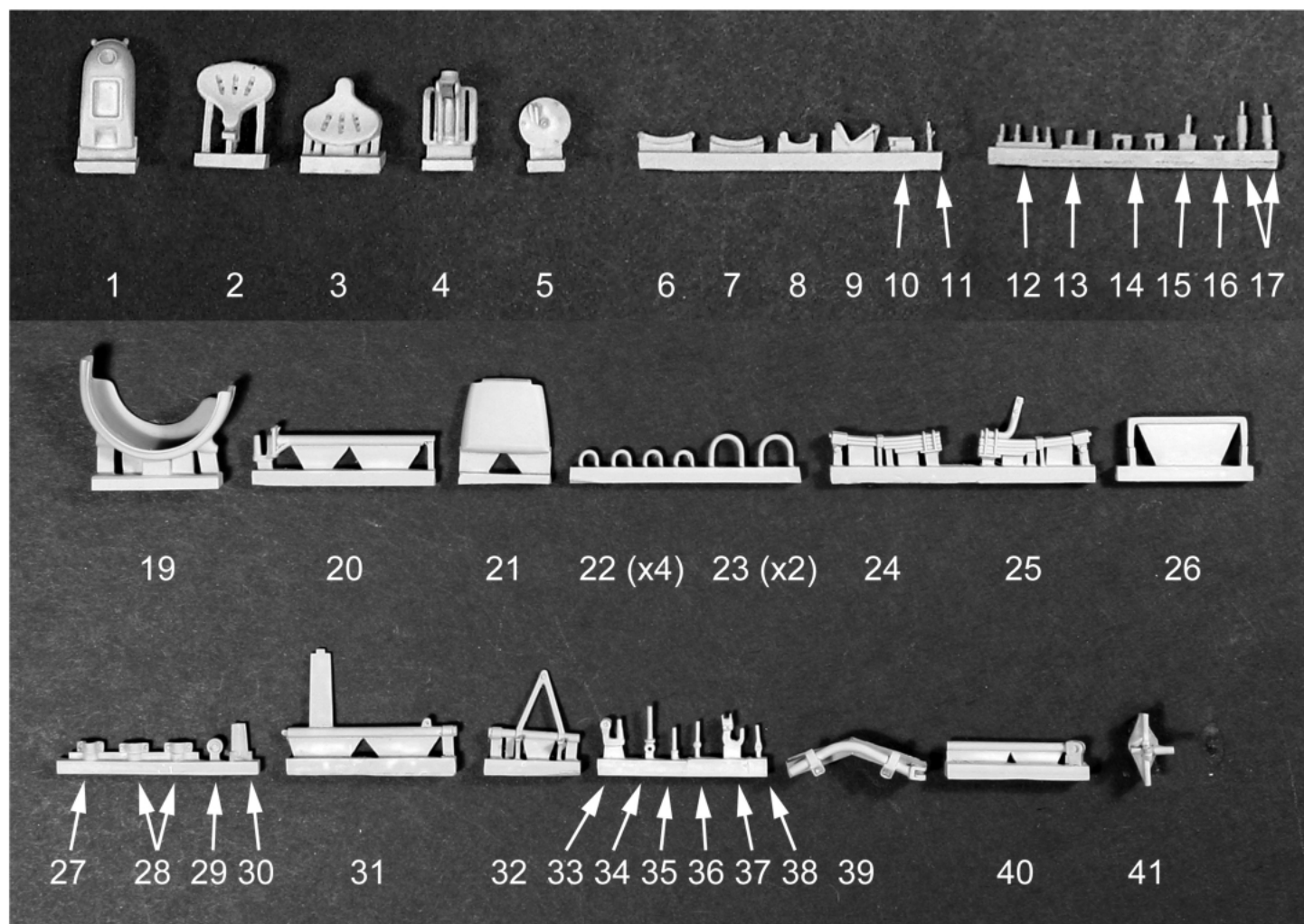
Thank you for your attention.

Happy modelling.

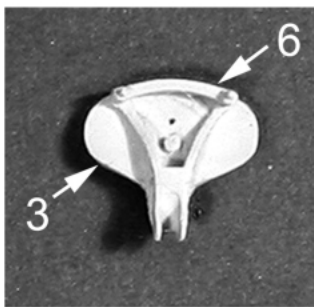
Marc Day.

Zundapp KS750 Combination.

Master by Marc Day.



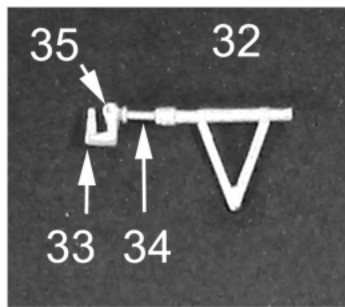
Part no	Description	Replace kit part	Part no	Description	Replace kit part
1	Fuel tank	A3	22	GRAB HANDLES X 4	
2	Front seat	A55	23	SUPPORTS X 2	
3	Rear seat	A54	24	SPRING (LEFT)	B25
4	Rear seat bracket	A52+A53	25	SPRING (RIGHT)	B26
5	Wheel hub	A48	26	CRADLE SUPPORT	
6	Seat retainer front		27	MUDGUARD BRACKET	
7	Seat retainer rear		28	FLOOR BRACKET X 2	
8	Foot pedal	PE11	29	M.G MOUNT TENTIONER	
9	Foot pedal	PE9	30	M.G. MOUNT BRACKET	
10	Reverse gear linkage	PE15	31	NOT REQUIRED	
11	Fuel tap		32	Towing bracket	
12	Finger screw x4		33	TOWING BRACKET LINK	
13	Rear fender bracket x2		34	TOWING BRACKET PIN	
14	Spark plug cap X 2		35	M.G. MOUNT TENSIONER	
15	Front seat bracket		36	TOWING HOOK (FRONT)	B35
16	Oil filler cap	PE7	37	TRUNK RELEASE LEVER	
17	Handlebar grip x2		38	TRAILER LINKING BAR	C2
18			39	TRAILER TOWING BAR	C3
19	MUDGUARD	B41	40	M.G. MOUNT	B29
20	TOWING BAR	C6	41	TRAILER TOWING BRACKET	C3
21	SEAT BACK	B5			




Sub Assembly 1
Front Seat





Sub Assembly 2
Rear Seat




Sub Assembly 3
Towing Bracket



Sub Assembly 4
M.G. Mount





Remove hand grips from kit part and replace with part 17 as indicated, then use kit levers as shown

